



## IMPRS MolPlant Online Application | Instructions & Tips

The online application form is for the IMPRS for Molecular Plant Science.

Applications to the IMPRS MolPlant can be submitted only via the **online application form**. Please complete the online application in English. Because we can only accept applications that are complete, you should take your time when you fill in the online form. If needed, you can pause filling in the form.

Please make sure you have all information and the required documents at hand when you start filling in the online application. If you read these instructions carefully, you will know what information we ask for. You may wish to prepare your answers to some questions before you fill in the form.


Your application will be evaluated by the IMPRS faculty. Candidates will be short-listed based on academic qualifications, the quality of their research essay, research experience and interest, and personal references. With your application, you show us that you are interested in joining our doctoral programme and you have the opportunity to convince us that you are an ideal candidate. If you are having problems getting certain documents or have gaps in your CV you should provide us with explanations. Sloppy or incomplete applications will fail to make it on our shortlist.

One important part of the application is the “research essay” in section 7. Here, you can show us that you are informed about the research activities of our faculty and their groups and have knowledge of the respective scientific publications in your field(s) of interest. Think carefully about the essay and make full use of the permitted space to give us a first impression of your scientific creativity and conceptual understanding. However, please do not try to copy and paste published text pieces, as we will control for plagiarism. **Plagiarism will immediately remove your application from further consideration.**


By applying to our IMPRS, you confirm that you have written the application yourself. **It is not permitted to use AI to generate content for your application.** If you use AI to enhance aspects of your application (language, layout), you must indicate so.

### General / Technical points

We recommend the following **Internet browsers** for filling in the online form: Google Chrome, Mozilla Firefox

If possible, fill in the form from a desktop computer with a larger screen. If you are using a small, narrow screen, the menu with the different sections of the form can be opened via the  icon in the top right hand corner.

The form has **9 sections**. You can go back and forth between sections while filling in the form. **Required fields** are marked by a red asterisk \*.

If you missed any required field in a given section, you will see an  icon behind the section’s name in the menu.

There are **8 UPLOAD fields** throughout the form. 4 of these are for required documents. Please **upload all your documents as PDF**, not any other file format.

You can **pause filling in the form** and close the browser window. If you wish to do so, click on “**Continue later**” in the bottom right corner. A pop-up window will appear that allows you to enter your email address. A link to your paused form will be sent to this email address. Please make sure that the address you enter is correct.

The online application form can only be **submitted** when all required fields are complete. The button for submission is at the end of the form.

**Applications must be submitted by the application deadline** to be considered for evaluation in a given application call. You cannot change your application once it has been successfully submitted.

When you have successfully submitted your application, your browser window will show a **confirmation screen**. In addition, you will get a **confirmation email** to your email address for correspondence. If you have not received a confirmation email within two days after submitting your application, let us know.

If you encounter any problems or have questions, please contact: [research-school\(at\)mpimp-golm.mpg.de](mailto:research-school(at)mpimp-golm.mpg.de)

### Field by field details

\* a **red asterisk** denotes **mandatory/required fields**

Items we feel are self explanatory are noted with “---”.

Please give all dates in day/month/year format (dd/mm/yyyy), unless noted differently.

#### 1. Start page

The Welcome and Start page gives you general instructions and our terms of service. Please read it carefully.

\* You must accept the Data Protection Statement (Terms of Service) to continue to the next sections. To accept, tick the “Yes” box.

#### 2. Personal Information

In this section, we would like some personal and contact information from you.

##### Personal details

\* Family Name: Surname, last name

\* First Name: Given name

Middle Name(s): ---

\* Gender: (select from drop-down) female | male | diverse

\* Date of Birth: day/month/year (dd/mm/yyyy)

City of Birth: ---

Country of Birth: ---

\* Nationality: ---

**Email Address for correspondence:** give one email address which we can use for all email correspondence with you. Please make sure that this email address is spelled correctly!

\* Email address and \* Confirm email address: ---

Additional email address: optional; in general, we will not use this email address

**Postal address for correspondence:** an address which we will use for mailing/postal correspondence with you. Please use the three address line fields to enter your address as it should appear on a letter to you.

**TIP:** It is very helpful if you include this information also in your CV, formatted as it should appear on a letter to you.

\* Address line 1: e.g., an institute name, your name etc.

\* Address line 2: e.g., a street name and a house number

\* Address line 3: city and postal ZIP code

State/Province: county, state, province; only if applicable

\* Country: (select from drop-down)

Additional address information: e.g., c/o, PO Box, flat/apartment number; only if applicable

\* The address provided is: (select from drop-down) home address (permanent) | current address during studies (not permanent)

**Telephone number:** a telephone number under which we can reach you if needed. Please include the country code and make sure that the number given is correct.

\* Telephone: country code /area code /extension or personal number

#### 3. Academic Education

In this section, we are asking for information on your university degrees (Bachelor, Master degree, for example), starting with your current university enrolment or the most recent degree that you completed. After the “current or most recently completed course” (for example, Master degree), enter the study course /university degree that you completed or attended before your current course (for example, Bachelor degree). In case you are studying in a course that combines the BSc and MSc, please select “integrated BSc-MSc” in the first section. Please give a full overview of all your university studies in your CV (upload in Section 6). At the end of each degree section, there is an upload field for the respective degree documents. Upload documents as PDF, and give them a systematic name. At the end of the “Academic Education” section, you can give us information on honours or awards, if applicable.

### Current studies or most recently completed university degree

\* Institution (University, College): full name of the university or higher education institution you are currently attending or have attended for your most recent degree

\* City: ---

\* Country: ---

\* Degree: (select from drop-down) select the degree you have received or will receive once you have finished your current studies; if you select "other" please specify in the field below.

\* Field of study/course title/subject of course: what are you studying? please give your general subject and your specific field(s) of study (e.g. biology; plant physiology)

\* Study course starting date: month/year you began your current/most recent university studies

\* Have you completed this course? (select from drop-down) Yes | No

\* Study course end date: month/year you expect to complete or have completed your current/most recent studies.

The GPA for the study course in this section is: (select from drop-down) Final (course completed) | Preliminary (course not yet completed)

Grade / GPA achieved: your grade point average

Out of: the highest possible grade point average

Classification: classification of your grade/degree, if applicable; e.g.

First Class, with distinction, with honour

\* **UPLOAD Document (PDF): Degree documents for Current studies or most recently completed degree.**

If you have not yet completed your current study course, please upload a preliminary transcript that shows the courses you have completed so far and the grades you achieved.

If you have completed the course and already have a degree certificate, please upload the certificate AND the transcript in one PDF.

### Previous higher education studies (university, college): (Completed) Course / Degree

Institution (University, College): full name of the university or higher education institution you are currently attending or have attended for your most recent degree

City: ---

Country: ---

Degree: (select from drop-down) select the degree you have received; if you select "other" please specify in the field below.

Field of study/course title/subject of course: what are you studying? please give your general subject and your specific field(s) of study (e.g. biology; plant physiology)

Study course starting date: month/year you began these university studies

Study course completion date / degree awarded: month/year you have completed these studies.

Grade / GPA achieved: your grade point average

Out of: the highest possible grade point average

Classification: classification of your grade/degree, if applicable; e.g.

First Class, with distinction, with honour

**UPLOAD Document (PDF): Degree documents for (Completed) Course / Degree.**

Please upload the certificate AND the transcript in one PDF.

### Awards and Honours

If you have received any of these, please give us information on them (when awarded, what for, by whom?)

### 4. Research-related Experience

*In this section, we are asking for some information on your research-related experience: an abstract of your Master's or Bachelor thesis project, your methodological knowledge/skills, and publications, if applicable.*

**Thesis project:** here we would like information on your most recent research thesis project. If you are currently working on your Master's thesis, please give us information on this project.

Research thesis project for: (select from drop-down) BSc degree | MSc degree

Title of project or thesis: title of your thesis research (preliminary, if applicable)

Short abstract of your thesis project: summarize the aims and results of your thesis project in approximately 200-300 words

Full name of thesis project supervisor: name and title of the supervisor under whose guidance the thesis work was/is conducted

Institution: at which institution /institute /university are you doing your thesis research

Country: ---

Email address of thesis project supervisor: please give your supervisor's email address

May we contact your thesis supervisor for a reference? (select the drop-down option that applies best) Yes | No

**Methodological background:** please describe briefly (not more than 100-200 words) what kind of methodological background you acquired in lab internships or during your thesis project. What kind of laboratory techniques, computational skills, etc. did you learn? If applicable, you can include a list of the laboratory methods, data analysis programs and/or programming languages you have used during research projects.

**Publications:** if you have any publications, please list them in chronological order; e.g. publications in peer reviewed journals, book chapters, talks or poster presentations at conferences.

### 5. Language Skills

*In this section, we would like to learn about your language skills, both written and spoken.*

**Native language:** first language, mother tongue

#### English language skills

\* Written and \* Spoken: (drop-down) select the field that best describes your level of competence.

\* I have practiced speaking and writing English in a scientific environment during my studies: (drop-down) select the field that best describes your active practice of English during your previous studies.

*Please note that "regularly" should only be ticked if your studies or at least part of your studies were conducted in English or if you have been working in an environment where English is the working language.*

#### German language skills

\* Written and \* Spoken: (drop-down) select the field that best describes your level of competence.

**Other languages:** give language(s) and your level of competence

#### English language test

*The working language of the IMPRS MolPlant is English. We appreciate if you can show your English proficiency with an academic English test. If you have taken an English test, please upload the result sheet /certificate in the UPLOAD field. If you have scheduled a test, you can send us your test result certificate after the application deadline has passed.*

\* Have you taken an English language test? (select from drop-down) Yes | No | I have scheduled a test

\* Which English test have you taken / are you planning to take: (select from drop-down) TOEFL | IELTS | Cambridge Certificate | Other | Does not apply (no test); if you select "other" please specify in the field below.

Test Date: day/month/year (if you have scheduled a test, please give the planned test date)

Test score / result: enter your score

Out of: enter highest possible score

**UPLOAD Document (PDF): English Language Test.**

### 6. Additional Qualifications, Experience and Personal Interests | CV & Motivation Statement

*In this section, we would like to learn about any standardized Academic Aptitude Tests you may have taken, your personal interests, and any experience you may have had in living abroad. At the end of the section, you will be asked to upload a CV and your personal statement.*

**Standardized Academic Aptitude Tests:** if you took the GRE General test or the Indian GATE Exam, we would appreciate if you gave us information on your results and provided your score reports via the respective UPLOAD fields.

#### GRE General Test (Graduate Record Examinations)

GRE Test date: day/month/year

Verbal Reasoning score (out of 170): give your result

Quantitative Reasoning score (out of 170): give your result

Analytical Writing score (out of 6): give your result

**UPLOAD Document (PDF): GRE General Test score report**

#### Indian GATE Exam (Graduate Aptitude Test in Engineering)

GATE Exam date: day/month/year

Disciplines / Paper Sections / Subjects: ---

**UPLOAD Document (PDF): Indian GATE Exam score report**

**Personal Interests and Hobbies:** please give us some information about how you like to spend your free time (not more than 100 words).

**International Experience – Time spent living abroad:** if you have been living or studying abroad, please tell us when and where (not more than 100 words).

## CV and Motivation Statement

In this part of section 6, we are asking you to upload your CV and your personal statement. Note that both documents are required.

In your CV, you can give us more detailed information on your academic studies and research experience (for example, relevant internships or work experience, the thesis projects during your Bachelor and Master studies) and other information that tells us about your academic and study record (for example, external courses or workshops, conference attendance, transferable skills training).

### \* UPLOAD Document (PDF): CV

The personal or motivation statement is similar to the cover letter that you would write in an application for a job. We would like to learn from you why you would like to pursue a doctorate, and why specifically you would like to join our doctoral programme. We would like to hear about your academic and research interests, your background and the skills you would bring to our programme. Feel free to include any personal information or experiences that you believe are relevant for your application, and to tell us about any future plans you may have.

### \* UPLOAD Document (PDF): Personal or Motivation Statement

## 7. IMPRS MolPlant-specific Questions – Your Scientific Interest

In this section, we would like to learn about your research interest and which IMPRS research groups you would like to do a PhD project with. In addition, there is a small section on funding. Note that several fields in this section are required/mandatory fields.

**TIP:** It is useful to prepare the answers to the questions in this section separately in advance and paste the text into the application form.

### Preferred IMPRS MolPlant Research Groups

Here, we would like to learn more about your research interests and which IMPRS research groups you would like to do a PhD project with. Have a look at our web pages and inform yourself about the IMPRS research groups/faculty. Choose up to two IMPRS research groups that meet your scientific interest. Take note whether research group leaders are available for supervision of doctoral researchers in the current IMPRS MolPlant application call or not.

\* Preference 1 (Top priority group): (select group from drop-down)

\* Why would you like to join this group? Give your reason why this group is of interest to you (approximately 80-120 words).

Preference 2: (select group from drop-down) alternative group that is of interest to you (optional)

Why would you like to join this group? Give your reason why this group is of interest to you (approximately 80-120 words).

### Research Essay

\* The research essay is required

Instructions:

Please write a short essay that proposes a possible project in the group that you selected as "Research group preference 1". In this project proposal, answer the following questions:

(1) What do you consider the most important question(s) to be answered in the research field of your top priority group?

(2) How would you approach this/these question(s), i.e. what experiments and/or computational analyses would you perform?

Note: Use approximately 300-500 words for the research essay. Your essay does not need to be very detailed, but specific. It should show that you can read the relevant literature, identify and develop a research question, and think independently and creatively about your work and science.

**TIP:** Prepare the essay separately in advance and paste the text into the application form.

### Other scholarship applications

The application for the IMPRS MolPlant includes applying for a funded doctoral position. In this part, we would like to learn whether you are applying for financial support from other sources (e.g. a scholarship from the DAAD or your home country) to do a PhD with one of the faculty members involved in the IMPRS MolPlant.

\* I shall apply/have applied for financial support from other sources to do a PhD within the IMPRS MolPlant: (select from drop-down) No | I am planning to apply | Yes

If you answered "yes" to the question above, we would appreciate information about which institution the support would come from. Has your application been accepted, and, if yes, when? If applicable: which IMPRS MolPlant research group would you join with your own financial support?

## 8. References

Provide us with the names and contact details (email addresses) of two academic referees whom we can contact for a reference regarding your application to IMPRS MolPlant. Please provide institutional email addresses for your referees.

### Referee 1

\* Name of referee: first name, last name

\* Academic title: (select from drop-down)

\* Email address: ---

\* Institution: give the full name of the institution /institute /university and department /company that this referee is based at.

\* Country: ---

### Referee 2

\* Name of referee: first name, last name

\* Academic title: (select from drop-down)

\* Email address: ---

\* Institution: give the full name of the institution /institute /university and department /company that this referee is based at.

\* Country: ---

**TIP:** You should contact your referees before you apply to establish that they are happy to give a reference for you. You may also wish to ask for their preferred contact details (especially email).

If you wish, you can also provide the names and contact details for these and further referees in the CV that you upload.

## 9. Advisory Note, Recruitment for other PhD positions and Statistics

### Advisory Note

Please understand that plagiarism or falsifying or withholding information constitutes grounds for immediate withdrawal of your application from the application process.

The information provided in this application will be shared with IMPRS faculty members and other persons involved in the recruitment procedure for the IMPRS MolPlant.

\* Advisory note: Please confirm (Yes, I have read and understood the advisory note)

### Recruitment for other PhD positions:

Your application will be shared with IMPRS MolPlant faculty members who are available for supervision of doctoral researchers in the current application call. The faculty members available for supervision are indicated on our website and you can select them in Step 7 of this form.

If you agree, we may share your application with other IMPRS MolPlant faculty members and project leaders in the research groups of IMPRS MolPlant faculty members who are doing research in your field of interest and who may be offering doctoral projects. Note that this may happen only after the application round has ended (approximately 3 months after the application deadline).

\* Please select: Yes, I agree./No, I do not agree.

Please note: if you find one of our group leaders advertising a specific position that is of interest to you, you should apply in parallel to your application for the IMPRS MolPlant.

### Statistics

How did you learn about our doctoral programme?

\* Select all fields that apply.

Please give more specific information in the fields below, if applicable.

### IMPRS MolPlant Application Call: End of form – NEXT: Verify & Submit your application


Click on NEXT to review and verify your answers and submit your application.


Any required fields that you have not yet filled in will be indicated in red. You can only submit after you have completed these fields. Applications must be complete and submitted by the application deadline to be considered.

Upon successful submission of your application, you will receive an email with your registration code. The email will be sent to the email address that you entered in Step /Section 2: Personal Information. Please re-check that this address is correct.

### ► Verify and send

This page gives an overview of the whole application form and the answers that you provided. Any required fields that you have not filled in are marked in red.

Before you submit /send your application, you can print a PDF of your answers if you click on the PRINT  icon on the top right.

Submit your application by selecting SEND  at the end of the form.

Note that your application must be submitted by the application deadline to be considered. When you have successfully submitted your application, you will see a confirmation screen in your browser. In addition, a confirmation email will be sent to the email address that you provided in Section 2.